

See discussions, stats, and author profiles for this publication at: <https://www.researchgate.net/publication/373398733>

Pharmacological effects of Sesamum indicum; Systematic review

Article · August 2023

DOI: 10.5281/zenodo.8281249

CITATIONS

0

READS

133

3 authors:



Krishani Deepthika

Wickramarachchi University of Indigenous Medicine

16 PUBLICATIONS 8 CITATIONS

SEE PROFILE



Kaumadi Karunagoda

University of Colombo

65 PUBLICATIONS 82 CITATIONS

SEE PROFILE



Pathirage Kamal Perera

University of Colombo


245 PUBLICATIONS 609 CITATIONS

SEE PROFILE

ISSN 1391-0256

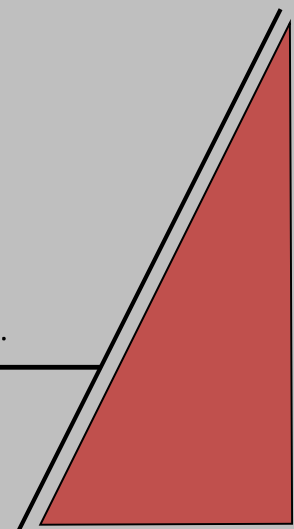
Journal of the Sri Lanka Association for the Advancement of Science

Volume 5 Issue 1 2023



JSLAAS

Founded in 1944 and incorporated by the Act of Parliament No 11 of 1966.



Journal of the Sri Lanka Association for the Advancement of Science is a biannual publication. Selected research work from annual research sessions (based on scientific merit) as well as other research articles are invited to submit research manuscripts as per the guidelines provided by SLAAS. SLAAS members may also separately submit their papers for publication.

The Journal can be accessed on-line to view and download the full text of the articles published respective to the volumes free of charge

Submission Manuscript

Only online submission, Web: <https://journal.slaas.lk>, *e-ISSN: 2682-6992*

Members of the Editorial Board

Editor in Chief

Prof. K P S Chandana Jayaratne
Department of Physics
University of Colombo,
Sri Lanka.
email: chandana.jayaratne@gmail.com

Co- Editor

Dr. R Chinthaka L De Silva
Materials Technology Section
Industrial Technology Institute
Sri Lanka.
363, Baudhaloka Mw, Colombo, Sri Lanka.
email: chinthakades@yahoo.com

General President SLAAS 2023

Prof. Ranjith Senaratne
Chairman, National Science Foundation
Sri Lanka, 47/5 Maitland Pl, Colombo 7.
email: ransen.ru@gmail.com

International Editorial Advisory Board

Prof. Don Nalin Nilusha Wijayawardene
Dr. Udara Abeysekera
Prof. Hemamala Karunadasa
Dr. M Wasim Siddiqui

Managing Editor

Dr. Lochandaka Ranathunga
Department of Information Technology
Faculty of Information Technology
University of Moratuwa, Sri Lanka
email: lochandaka@uom.lk

Editorial Board

Prof. Mahesh Jayaweera
Prof. B C Liyanage Athapattu
Prof. Chandana Abeysinghe
Prof. G M K B Gunaherath
Prof. S Vasanthapriyan
Prof. Prasanthi Gunawardene
Dr. K M G P Yahampath
Dr. Thanuja Paragoda
Dr. Jasotha Prabagar

Sectional Representatives

Dr. Thilina Wanigasekera
Dr. Janaka Adassuriya
Prof. Ayantha Gomas
Dr. (Mrs) R P Wanigatunge
Dr. Rinukshi Wimalasekara
Dr Supunmali Ahangama
Dr. D T Abeysinghe
Dr. Dilanthi Koralagama

Exchanges: Please address all requests to the Secretary, Sri Lanka Association for the Advancement of Science, "VidyaMandiraya" 120/10, Wijerama Mawatha Colombo 07, Sri Lanka

Table of Contents

	Page
1 Evaluation of the Cellular and Wi-Fi radiofrequency pollution levels in the Western Province of Sri Lanka <i>S A T U W K Suraweera1* and K P S C Jayaratne</i>	01
2 Pharmacological effects of Sesamum indicum; Systematic review <i>S H K Deepthika1*, K P K R Karunagoda, P K Perera</i>	15
3 Evaluation of the Perceived Palatability Levels of Grazing Forages of Wild Asian Elephants in Sri Lanka <i>U D Tharangi*, R U Halwathura and S Somaratne</i>	26
4 Impact of Electronic Media on Physical Development in Preschoolers in Sri Lanka: Parents' Perception in Kalutara District <i>P Seneviratne* and W. Hang</i>	41
5 Wi-Fi Fingerprint and Pedestrian Dead Reckoning-based Indoor Localization with Supervised Learning <i>D Y Algama, W K R N D Weerasekara, Y L L Thilakaratne and C S Silva*</i>	51

Pharmacological effects of *Sesamum indicum*; Systematic review

Running Title: *Sesamum indicum*; Systematic review

S H K Deepthika^{1*}, K P K R Karunagoda², P K Perera³

Department of Kaumarabhrithya and Stree roga, Faculty of Indigenous Medicine, Gampaha

Wickramarachchi University of Indigenous Medicine, Sri Lanka^{1*},

Department of Shalya Shalakya and Prasutitantra Kaumarabhrithya, Faculty of Indigenous Medicine,

University of Colombo, Sri Lanka²,

Department of Ayurveda Pharmacology and Community Medicine, Faculty of Indigenous Medicine,

University of Colombo, Sri Lanka³

ABSTRACT

Sesamum indicum L. is a widely used medicine in Ayurveda and traditional medicine in Sri Lanka. This study aims to analyse the most recent research findings about the pharmacological effects of *S. indicum*. The PubMed, Scopus, and Cochrane library databases were searched extensively and systematically for papers published between January 2011 and May 2022. We considered the PRISMA Statement to provide a good structure for systematic reviews. The keywords used to search for articles included "Sesamum indicum." Other filters were selected as the limit to medicine, open access, full-text articles, journal articles, and written English. All the data were recorded in an excel sheet, and the following number of research articles were found in the various databases; PubMed (n=03), Cochrane library (n=39), and Scopus (n=75). After removing duplicates, there were 114 articles. Those articles were further screened, firstly by reading topics and abstracts and secondly by reading the full text, and which did not match the inclusions were removed. After removing those articles, there were 27 articles, and after adding 03 additional articles, 30 articles were included in the systematic review. Finally, 08 clinical trials, 11 in-vivo, and 15 in-vitro research were analysed. According to those studies, its anti-cancer activity, antioxidant activity, antibacterial activity, antiatherosclerosis activity, anti-inflammatory activity, analgesic activity, anti-allergic activity, menstrual bleeding-inducing effect, skin whitening effect, neuroprotective activity, etc., have been proven scientifically. Limitations such as limited clinical research, not claiming all pharmacological actions, and not testing some medicinally used parts were identified.

Keywords: Pharmacological effect, Sesamum indicum, Systematic review

krishanish@gwu.ac.lk

INTRODUCTION

Sesamum indicum L. (*S. indicum*) is usually known as sesame in English, "Tila" in Sanskrit, and "Thala" in Sinhala. It is one of the world's oldest oilseed crops. It is used for nutritional, medical, and industrial applications worldwide. *S. indicum* is a widely used medicine in Ayurveda and traditional medicine in Sri Lanka. Stem, Leaves, Seeds, and Oil have medicinal values.

This study aims to analyze the most recent research findings about the pharmacological effects of *S. indicum*.

METHODOLOGY

A systematic review of published full research papers reporting the pharmacological effects of *Sesamum indicum* was designed based on the PRISMA (Preferred Reporting Items for Systematic reviews and Meta-Analyses) statement guidelines (Tricco *et al.*, 2018). Eligibility criteria are based on the PICO (Population, Intervention, Comparison, Outcomes) approach, study design, Language, and date.

Types of Studies

In vitro, in vivo, and clinically proven pharmacological effects were explored in this systematic study.

Inclusion Criteria

All the published full research papers from 2011 to May 2022, written in English, studied the pharmacological effects of *S. Indicum* were included.

Exclusion Criteria

Other than English, research articles were written in various other languages; Research papers published before 2011, abstract-only papers, journals with no full text available, case reports, case series, systematic review studies, and literature reviews were all eliminated.

Types of Outcomes

The primary outcome was the pharmacological effect, and the secondary outcome was the safety or adverse effects of *S. indicum*

Search Strategy

A comprehensive search of previously published research articles was conducted in PubMed, Scopus, and Cochrane library databases for studies published between January 2011 and May 2022. The keywords used to search for articles included "*Sesamum indicum*." Other filters were selected as the limit to medicine, open access, Full-text articles, journal articles, and written English.

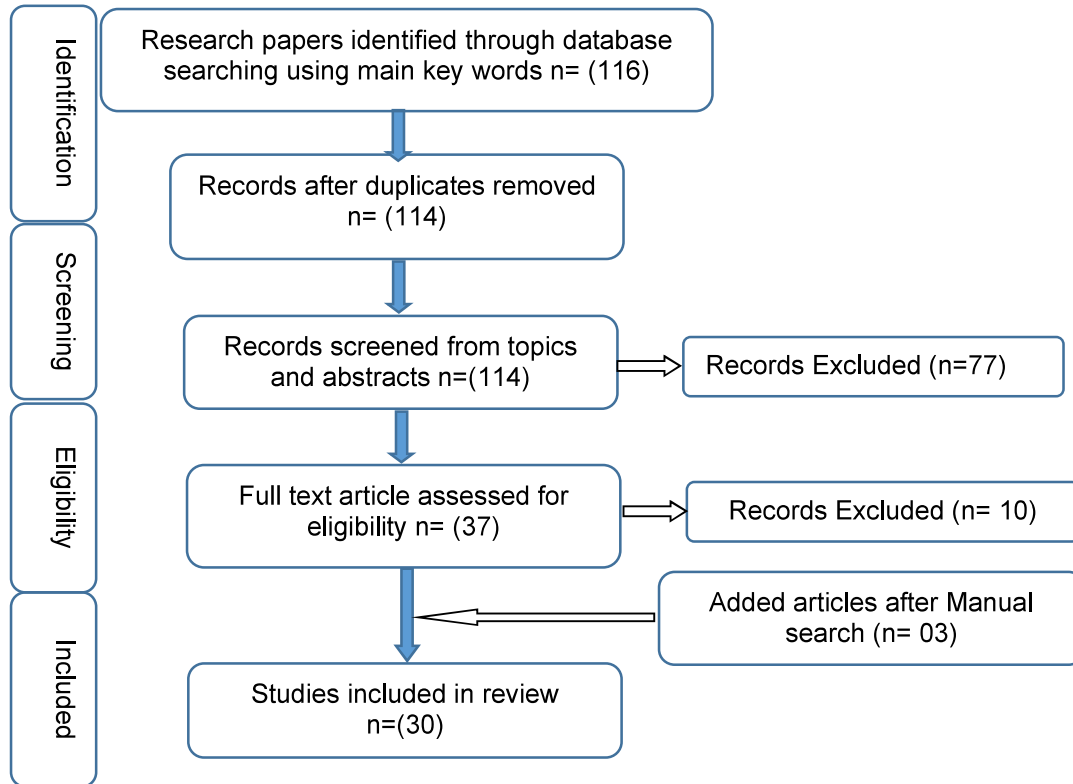


Figure 1: Search strategy

Evaluation of Article Quality

Two authors independently assessed the quality and acceptance of the articles and discrepancies were discussed until an agreement was reached.

Data Extraction

Information related to the study was collected, including the pharmacological activity, type of extract/used part, test method, laboratory organism/animal used, and Reference.

RESULTS AND DISCUSSION

Using the above-mentioned search parameters, the following number of research articles were found in the various databases; PubMed (n=03), and Cochrane library (n=39) and Scopus (n=75). After removing duplicates there were 114 articles and those articles were further screened firstly by reading topics and abstracts and secondly reading full text and which did not match with the inclusions were removed. After removing those articles there were 27 articles and after adding 03 additional articles finally 30 articles were included in systematic review. Figure 1 summarizes the search approach. Finally, 08 clinical trials (Table 01), 11 in vivo studies (Table 02), and 15 in vitro research (Table 03) were analyzed (Some researchers conducted more than one study).

Table 1: Clinical Studies

	Pharmacological Activity	Used Part	Test Method	Reference
01	Analgesic effect	sesame oil	Randomized clinical trial	(Shamloo <i>et al.</i> , 2015)
02	Reduce muscle damage and oxidative stress	White Sesame seeds paste	Experimental, randomized, and placebo controlled. study	(Barbosa <i>et al.</i> , 2017)
03	Inducing menstrual bleeding and maintaining regular menstruation	Powdered sesame	A single-blind randomized controlled clinical trial	(Yavari <i>et al.</i> , 2016)
04	Removal of retained. products of conception and the reduction of the severity of pain and vaginal bleeding	Sesame grinding powder	An open label randomized controlled clinical trial	(Aghababaei <i>et al.</i> , 2021)
05	Analgesic effect	Sesame oil	A randomized controlled trial	(Shamloo <i>et al.</i> , 2019)
06	Effects on knee osteoarthritis	Sesame seeds powder	A randomized clinical trial	(Sadat <i>et al.</i> , 2013)
07	Effect on Lipid disorders	Paste of sesame seeds	A randomized clinical trial	(Mirmiran <i>et al.</i> , 2013)
08	Induce menstrual bleeding	Powdered sesame	Pilot study	(Yavari <i>et al.</i> , 2014)

Table 2. In-vivo Basic Experimental Studies

	Pharmacological Activity	Type of extract/ Used part	Laboratory Organism/ Animal Used	Reference
01	Anti-rheumatoid activity	Ethanollic extract of seeds	Wistar albino rats	(Ruckmani <i>et al.</i> , 2018)
02	Anti-Atherosclerotic action	Sesame oil	female LDLR - / - mice	(Narasimhulu <i>et al.</i> , 2015)
03	Anti-Inflammatory action	Sesame oil	female LDLR - / - mice	(Narasimhulu <i>et al.</i> , 2015)
04	Anti-Inflammatory and Antioxidant Activities	Sesame oil aqueous extract	Swiss Webster mice	(Selvarajan <i>et al.</i> , 2015)
05	Diminishes bone mass and bone formation	Methanol extracts of sesame seeds	Ovariectomized Female Wistar rats	(Tachibana <i>et al.</i> , 2020)
06	Diabetes-induced cardiac dysfunction	Sesamin dissolved in olive oil	STZ-induced type I diabetes rat model	(Thuy <i>et al.</i> , 2016)
07	Anti-cancer effect	Sesamol (one of the lignans in sesame seeds	6 weeks old male min mice, Apc mutant mice	(Shimizu <i>et al.</i> , 2015)
08	Reduced dementia	Sesamin and sesamol (lignans in <i>S.indicum</i>)	Five-week-old male Slc:ddY mice	(Matsumura <i>et al.</i> , 2016)
09	Protects the femoral head from Osteonecrosis	Sesamin, isolated from <i>S.</i>	male Sprague-Dawley	(Deng <i>et al.</i> , 2018)

			<i>indicum</i> seeds	rats	
10	Increased vitamin K concentrations		Sesamin extracted from white sesame seeds	male Wistar rats	(Hanzawa <i>et al.</i> , 2013)
11	Induced growth and development of mammary gland tissue		Pellets with sesame seeds	female Albino rats	(Al-Bazii <i>et al.</i> , 2019)

Table 3. In-Vitro Studies

	Pharmacological Activity	Type of extract	Test method/ Laboratory Organism	Reference
01	Anti-helicobacter pylori Activity	Ethanol extract of Leafe	<i>Helicobacter pylori</i>	(Masadeh <i>et al.</i> , 2014)
02	Anti-bacterial effect	Hexane, Ethyl acetate, and Ethanol extracts of seeds	<i>Staphylococcus aureus</i> , <i>Enterococcus faecalis</i> , <i>Escherichia coli</i> , <i>Pseudomonas aeruginosa</i> , <i>Klebsiella pneumoniae</i> , and <i>Acinetobacter baumannii</i>	(Hossan <i>et al.</i> , 2018)
03	Anti-Cancer effect	Dichloromethane extract of leaves	Human myeloid leukemia, human hepatocellular carcinoma, human lung carcinoma, human breast adenocarcinoma, and human Colon cancer cell lines	(Iweala <i>et al.</i> , 2015)
04	Free radical scavenging activity	Ethanol extract of <i>S. indicum</i> leaves	DPPH free radical scavenging activity	(Iweala <i>et al.</i> , 2015)
05	Anti-Inflammatory and	Sesame oil aqueous	RAW 264.7 cells and	(Selvarajan <i>et al.</i> ,

	Antioxidant Activities	extract	human umbilical vein endothelial cells (HUVECS)	2015)
06	Pancreatic lipase inhibition and reducing total body fat	<i>S. indicum</i> extract (70%)	Pancreatic lipase (Pancreatic lipase assay)	(Badmaev et al., 2015)
07	Anti-cancer activity (Colon cancer)	Sesamol (one of the lignans in sesame seeds)	Human colon cancer cells	(Shimizu et al., 2015)
08	Impacts on T and B lymphocyte activities	sesame seeds oil and sesamol	spleen cells of 8-10 weeks old female or male Balb/c mice	(Khorrami, Daneshmandi & Mosayebi, 2018)
09	Antioxidant and hypoglycemic activities	Ethanol and aqueous extracts of <i>S. indicum</i> seeds	DPPH radical scavenging assay and Glycogen phosphorylase enzyme assays	(Hilmi et al., 2014)
10	Antioxidant and antiproliferative activities	Six sesame seed varieties (Three black and three white)	Oxygen Radical Absorbance Capacity (ORAC) and antiproliferative activity (EC50) against HepG2 Cells	(Zhou et al., 2016)
11	Antioxidant and Anti-Colon Cancer Activities	Ethanol extract of <i>S. indicum</i> leaf	DPPH assay, FRAP and cell viability assay. Human colon cancer cell lines	(Kim et al., 2021)
12	Pro osteoblastic and anti-osteoclastic	Methanolic extract of <i>S. indicum</i>	Osteoblastic MC3T3-E1 cells (mouse calvarial	(Suzuki et al., 2018)

	activity		origin)
13	Alleviate neurodegeneration	Sesamin, isolated from <i>S. indicum</i> seeds	Rat pheochromocytoma (PC12) cells (Udomruk et al., 2020)
14	Anti-melanogenesis activity	Sesamol, an active lignan isolated from <i>S. indicum</i>	The melan-a melanocyte line (Baek and Lee, 2015)
15	Anti-allergic activities	Fermented Sesame	The human keratinocyte HaCaT cell line (Jung et al., 2018)

Since ancient times, the *S. indicum* has been crucial in helping treat many disease problems in humans. According to the research studies, its anti-cancer, antioxidant, antibacterial, anti-atherosclerosis, anti-inflammatory, analgesic, anti-allergic, menstrual bleeding inducing, skin whitening, neuroprotective, etc. activities were all scientifically demonstrated. Bioactive compounds, especially lignans (Samin, Sesamin, Sesamolin, Sesamol, Saminol, Sesaminol, Sesamolactol, Sesamolinol, etc.) are responsible for pharmacological activities. Three types, black, white, and red, are used in conventional medicine and Ayurvedic medicine to treat various medical conditions, including gynecological disorders, rectal disorders, and urinary tract disorders. Further, several plant organs, especially seeds, seed oil, flowers, stem, and the entire plant, are utilized to make various medicinal preparations, including decoctions, powders, oils, alkalizes/Kshara, etc. (Anonymous, 1994). According to this study different plant organs, Seeds, leaves, seed extracts and oil were tested. Most clinical trials frequently used seed paste or powder, and roots had yet to be evaluated. Six types of sesame seeds were evaluated by Zhou et al., who concluded that the black variety outperformed the other five varieties as an antioxidant supplement. Likewise, Ayurveda claims that black seeds have more therapeutic benefits (Anonymous, 1994).

CONCLUSION

Sesamum indicum's pharmacological properties are primarily highlighted in this review and many pharmacological effects of Sesamum indicum were scientifically proven by in vitro and in vivo studies. More clinical research must be done to fully understand its therapeutic potential and need to conduct scientific safety assessments further. Especially many gynecological disorders, Urinary and rectal diseases are treated with *S. indicum*, particularly in traditional and Ayurvedic medicine; nevertheless, there are very few clinical studies on such illnesses or ailments. Sesamum indicum was also used to treat diseases in Ayurveda and traditional medicine as a raw drug and in various pharmacological preparations. Thus, studies using those pharmacological formulations are also needed to prove their therapeutic value. Hence, limitations were identified in those studies, such as limited clinical research, not claiming all pharmacological actions, and not testing some medicinally used parts.

REFERENCES

1. Aghababaei, Z., Nejatbakhsh, F., Mazaheri, M., Shirazi, M., Feizi, A., Bozorgi, M., Bioos, S. (2021). Efficacy of Sesame (*Sesamum indicum* L.) in the Management of Incomplete Abortion: An Open-Label Randomized Controlled Clinical Trial, *Complement Med Res.* Retrieved from <https://doi:10.1159/000510901>
2. Al-Bazii, S.J., Al-Masoudi, L.J., Obeid, A.K. (2019). Histological Effects of *Sesamum Indicum* Seeds on Mammary Gland tissue in Female white Rats, 2019 IOP Conf. Ser.: Mater. Sci. Eng. 571, 012057. Retrieved from <http://doi:10.1088/1757-899X/571/1/012057>
3. Anonymous. (1994). *Ayurveda Pharmacopoeia Part two*, Department of Ayurveda, Sri Lanka, Government press.
4. Badmaev, V., Hatakeyama, Y., Yamazaki, N., Noro, A., Mohamed, F., Ho, C., Pan, M. (2015). Reprint of "Preclinical and clinical effects of *Coleus forskohlii*, *Salacia reticulata* and *Sesamum indicum* modifying pancreatic lipase inhibition in vitro and reducing total body fat", *Journal of functional foods*, 18, 994-1001.
5. Baek, S.H., Lee, S.H. (2015). Sesamol decreases melanin biosynthesis in melanocyte cells and zebrafish: Possible involvement of MITF via the intracellular cAMP and p38/JNK signalling pathways, *Experimental Dermatology*, 24,761–766.
6. Barbosa, C.V.D.S., Silva, A.S., Oliveira, C.V.C.D., Massa, N.M.L., Sousa, Y.R.F.D., Costa, W.K.A.D., Silva, A.C., Delatorre, P., Carvalho, R., Braga, V.D.A. and Magnani, M. (2017). Effects of Sesame (*Sesamum indicum* L.) Supplementation on Creatine Kinase, Lactate Dehydrogenase, Oxidative Stress Markers, and Aerobic Capacity in Semi-Professional Soccer Players, *Front. Physiol.* 8:196. Retrieved from <http://doi:10.3389/fphys.2017.00196>
7. Deng, S., Jian-Lin Zhou, J.L., Fang, H.S., Nie, Z.G., Chen, S. and Peng, H. (2018). Sesamin Protects the Femoral Head from Osteonecrosis by Inhibiting ROS-Induced Osteoblast Apoptosis in Rat Model, *Physiol.* 9:1787. Retrieved from <https://doi:10.3389/fphys.2018.01787>
8. Hanzawa, F., Nomura, S., Sakuma, E., Uchida, T., and Ikeda, S. (2013). Dietary Sesame Seed and Its Lignan, Sesamin, Increase Tocopherol and Phylloquinone Concentrations in Male Rats, *The Journal of Nutrition.* Retrieved from <https://doi:10.3945/jn.113.176636>
9. Hilmi, Y., Abushama, M.F., Abdalgadir, H., Khalid, A. and Khalid, H. (2014). A study of antioxidant activity, enzymatic inhibition and in vitro toxicity of selected traditional sudanese plants with anti-diabetic potential, *BMC Complementary and Alternative Medicine*, 14:149.
10. Hossan, M.S., Jindal, H., Maisha, S., Raju, C.S., Sekaran, S.D., Nissapatorn, V., Kaharudin, F., Yi, L.S., Khoo, T.J., Rahmatullah, M. & Wiart, C. (2018). Antibacterial effects of 18 medicinal plants used by the Khyang
11. tribe in Bangladesh, *Pharmaceutical Biology*, 56:1,201-208. Retrieved from <http://doi:10.1080/13880209.2018.1446030>
12. Iweala, E.E.J., Liu, F.F., Cheng, R.R., Yan Li, Omonhinmin, C.A., Zhang, Y.J. (2015). Anti-Cancer and Free Radical Scavenging Activity of Some Nigerian Food Plants in vitro, *International Journal of Cancer Research*, 11(1), 41-51.

13. Jung, T.D., Choi, S.I., Choi, S.H., Cho, B.Y., Sim, W.S., Xiongao, H., Lee, S.J., Park, S.J., Kim, D.B., Kim, Y.C., Jin-Ha Lee, J.H., Lee, O.H. (2018). Changes in the Anti-Allergic Activities of Sesame by Bioconversion, *Nutrients* 10, 210. Retrieved from <http://doi:10.3390/nu10020210>
14. Khorrami, S., Daneshmandi, S., Mosayebi, G. (2018). Sesame seeds essential oil and Sesamol modulate the pro-inflammatory function of macrophages and dendritic cells and promote Th2 response, *Med J Islam Repub Iran.*, 32:98. Retrieved from <https://doi.org/10.14196/mjiri.32.98>
15. Kim, S., Yang, H.Y., Lee, H.J. and Ju, J. (2021). In Vitro Antioxidant and Anti-Colon Cancer Activities of *Sesamum indicum* L. Leaf Extract and Its Major Component, Pedaliin, *Foods*, 10, 1216. Retrieved from <https://doi.org/10.3390/foods10061216>
16. Masadeh, M.M., Alkofahi, A.S., Alzoubi, K.H., Tumah, H.N. & Bani-Hani, K. (2014). Anti-*Helicobacter pylori* activity of some Jordanian medicinal plants, *Pharmaceutical Biology*, 52:5, pp.566-569. Retrieved from <http://doi:10.3109/13880209.2013.853811>
17. Matsumura, S., Murata, K., Zaima, N., Yoshioka, Y., Morimoto, M., Matsuda, H., Iwaki, M. (2016). Inhibitory Activities of Sesame Seed Extract and its Constituents against β -Secretase, *Natural Product Communications*, 11 (11), 1671 – 1674.
18. Mirmiran, P., Bahadoran, Z., Golzarand, M., Rajab, A., Azizi, F. (2013). Ardeh (*Sesamum indicum*) Could Improve Serum Triglycerides and Atherogenic Lipid Parameters in Type 2 Diabetic Patients: A Randomized Clinical Trial, *Arch Iran Med.* 16(11) 652 – 656.
19. Narasimhulu, C.A., Selvarajan, K., Litvinov, D., and Parthasarathy, S. (2015). Anti-Atherosclerotic and Anti-Inflammatory Actions of Sesame Oil, *Journal of medicinal food*, 18 (1), 11–20.
20. Ruckmani, A., Meti, V., Vijayashree, R., Arunkumar, R., Konda, V.R., Prabhu, L., Madhavi, E., Devi, S. (2018). Anti-rheumatoid activity of ethanolic extract of *Sesamum indicum* seed extract in Freund's complete adjuvant induced arthritis in Wistar albino rats, *Journal of Traditional and Complementary Medicine* 8, 377-386.
21. Sadat, B.E., Haghighian, M.K., Alipoor, B., Mahdavi, A.M., Mohammad, A.J.M.A., Moghaddam, A. (2013). Effects of sesame seed supplementation on clinical signs and symptoms in patients with knee osteoarthritis, *International Journal of Rheumatic Diseases*, 16: 578–582.
22. Selvarajan, K., Narasimhulu, C.A., Bapputty, R., and Parthasarathy, S. (2015). Anti-Inflammatory and Antioxidant Activities of the Nonlipid (Aqueous) Components of Sesame Oil: Potential Use in Atherosclerosis, *Journal of medicinal food*, 18 (4), 393-402.
23. Shamloo, M.B.B., Nasiri, M., Dabirian, A., Bakhtiyari, A., Mojab, F., Majd, H.A. (2015). The effects of topical sesame (*sesamum indicum*) oil on pain severity and amount of received non-steroid anti-inflammatory drugs in patients with upper or lower extremities trauma, *Anesth Pain Med.*, 5(3): e25085.
24. Shamloo, M.B.B., Nasiri, M., Dabirian, A., Bakhtiyari, A., Mojab, F., Majd, H.A. (2019). Effects of topical sesame (*Sesamum indicum*) oil on the pain severity of chemotherapy-induced phlebitis in patients with colorectal cancer: A randomized controlled trial, *Complementary Therapies in Clinical Practice* 35, 78–85.
25. Shimizu, S., Ishigamori, R., Fujii, G., Takahashi, M., Onuma, W., Terasuki, M., Yano, T., Mutoh, M. (2015). Involvement of NADPH Oxidases in suppression of cyclooxygenase-2 promoter dependent transcriptional activities by sesamol, *J.Clin.Biochem.Nutri* 56 (2), 118-122.

26. Suzuki, R., Fukami, S., Tomomura, M., Tomomura, A., Shirataki, Y. (2018). Screening for natural medicines effective for the treatment of osteoporosis, *Journal of Natural Medicines*. Retrieved from <https://doi.org/10.1007/s11418-018-1258-y>
27. Tachibana, R., Matsushita, H., Minami, A., Morita, N., Shimizu, S., Kanazawa, H., Suzuki, T., Watanabe, K., Wakatsuki, A. (2020). Dietary sesame diminishes bone mass and bone formation indices in ovariectomized rats, *Clin. Exp. Obstet. Gynecol.*, 47 (4), 546-551.
28. Thuy, T.D, Phan, N.N, Wang, C.Y., Yu, H. G, Wang, S.Y, Huang, P.L, Do, Y.Y., Lin, Y.C. (2017). Novel therapeutic effects of sesamin on diabetes-induced cardiac dysfunction, *Molecular Medicine Reports* 15, 2949-2956.
29. Tricco, A.C., Lillie, E., Zarin, W., O'Brien, K.K., Colquhoun, H., Levac, D. (2018). PRISMA Extension for Scoping Reviews (PRISMA ScR): Checklist and Explanation. *Ann Intern Med*, 169, 467–473.
30. Udomruk, S., Kaewmool, C., Phitak, T., Pothacharoen, P., and Kongtawelert, P. (2020). Sesamin Promotes Neurite Outgrowth under Insufficient Nerve Growth Factor Condition in PC12 Cells through ERK1/2
31. Pathway and SIRT1 Modulation, *Evidence-Based Complementary and Alternative Medicine*. Retrieved from <https://doi.org/10.1155/2020/9145458>
32. Yavari, M., Rouholamin, S., Tansaz, M., Bioos, S., Esmaeili, S. (2014). Sesame a Treatment of Menstrual Bleeding Cessation in Iranian Traditional Medicine: Results from a Pilot Study, *Shiraz E-Med J.* 15(3): e21893.
33. Yavari, M., Rouholamin, S., Tansaz, M., Esmaeili, S.(2016). Herbal Treatment of Oligomenorrhea with *Sesamum indicum* L.: A Randomized Controlled Trial, *GMJ*.5(3):114-121.
34. Zhou, L., Lin, X., Abbasi, A.M., Zheng, B. (2016). Phytochemical Contents and Antioxidant and Antiproliferative Activities of Selected Black and White Sesame Seeds, *BioMed Research International*, 8495630. Retrieved from <http://dx.doi.org/10.1155/2016/8495630>

I. GENERAL INSTRUCTIONS

1) Research presented in the manuscript could be in any field of science. 2) The research work should not have been published or submitted for publication elsewhere. 3) A corresponding author who will be responsible for all communications with the SLAAS Office should be identified. 4) Submission of manuscripts: Manuscripts can be submitted online <https://journal.slaas.lk/>. 5) Certificate of authenticity: Declaration form should be duly filled, signed by all authors and attach separately. 6) Submissions that involve human or animal trials should provide evidence of approval obtained by an ethics review committee.

II. SPECIFIC INSTRUCTIONS TO AUTHORS

1. Document to be submitted: Manuscript in MS Word format.

2. Format for typesetting

- Paper size: A4 (210 x 297) typed single sided only.
- Margins: Top, bottom and right margins of 25 mm and a left margin of 30 mm. 2
- Line spacing: 1.5 (18 points) throughout the text.
- Length: Length of the manuscript including text, tables, figures and references should not exceed 15 typed pages.
- Page and line numbering: All pages should be sequentially numbered using Arabic Numbers. All lines should also be numbered sequentially starting from the top to the bottom of each page.
- Font: Arial font, size 12. ! Language/spelling: UK English only.
- Software: Authors may use either MS Word for Windows or the Macintosh equivalent.

3. Title Page: Title page should include the following Information;

- Title and running title (less than 25 Characters). They should be in bold faced letters
- Name/s and affiliation/s of author/s
- Email address, mailing address and contact numbers of the corresponding author. Note: Identified the corresponding author by placing an asterisk after the name.

4. Abstract

- Should be limited to a maximum of 250 words.
- Up to a maximum of the five (05) key word should be identified, arranged in alphabetical order, included immediately after the abstract.
- Abstract should be typed in italics. Scientific names in the abstract should be underlined.
- No reference, tables, or figures should be included in the abstract.

5. Body

- Introduction: Justification of the research work, objectives and hypotheses should be included in the introduction.
- Methods and Materials/ Methodology: All materials, chemicals, clinical, subjects and samples used should be identified. Analytical, survey and statistical method should be explained concisely. Common analytical methods need not be elaborated.
- Results and Discussion: Can be combined.
- Conclusions: Should be concise.
- Headings: All headings should be in bold capital and centered, e.g., INTRODUCTION
- Subheadings: All subheadings should be in bold and in title case, e.g., Preparation of Land.
- Non-English terms: All non-English terms should be italicized, e.g., et al., i.e., viz., except "etc."
- References: Use APA style 3

6. Table and Figures

- Should be included in the exact place within the text
- Tables should be numbered sequentially using Arabic numerals. The titles should be self explanatory and placed above the tables.
- Tables should not contain any vertical lines
- Illustration, Line drawing and photographs, if any, should be clear, properly numbered and captioned and ready for reproduction. They should be of high resolution such as minimum of 300 dpi and saved in .tif or .bmp formats. Please do not use .jpeg or similar formats that do not reproduce well.
- All lettering, graph lines and points on graphs should be sufficiently large and bold faced to permit reproduction for inclusion in the Journal.
- Artworks and illustrations should be of appropriate thickness. Please note that thin lines do not reproduce well. Please note that the illustrations, line drawings and photographs should be placed in the appropriate location of the electronic file and numbered sequence with other figures.

7. Units

- SI units should be used.
- A single space should be left between the numerical value and the unit.

8. Acronyms and Abbreviations

- All acronyms should be written in full at the first time of appearance. Abbreviations can be used subsequently.

- The full stop should not be included in abbreviations. Where abbreviations are likely to cause ambiguity or may not be readily understood by readers, the units should be mentioned in full.
9. On being informed of the acceptance, the manuscripts should be revised as per the reviewers' suggestions and re-submitted to the Editor – SLAAS. The accepted manuscripts will be published in the inaugural Journal of the SLAAS. Manuscripts that do not confirm to the above guidelines will not be accepted.
 10. Acknowledgements Only the essential individuals and/or organizations/institutes should be include
 11. Need to attach the manuscripts both as 1. with names and affiliations of the author and 2. Without with names and affiliations of the author

ISSN 1391-0256

*Journal of the Sri Lanka Association for
the Advancement of Science*

Volume 5 Issue 1

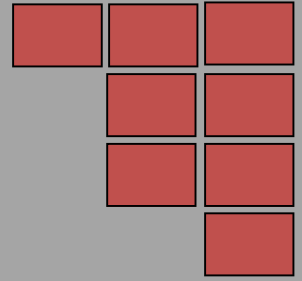
Contents

Research Article

- 1 Evaluation of the Cellular and Wi-Fi radiofrequency pollution levels in the Western Province of Sri Lanka
S A T U W K Suraweera¹ and K P S C Jayaratne*
- 2 Pharmacological effects of *Sesamum indicum*; Systematic review
S H K Deepthika¹, K P K R Karunagoda, P K Perera*
- 3 Evaluation of the Perceived Palatability Levels of Grazing Forages of Wild Asian Elephants in Sri Lanka
U D Tharangi¹, R U Hawwathura and S Somaratne*
- 4 Impact of Electronic Media on Physical Development in Preschoolers in Sri Lanka: Parents' Perception in Kalutara District
P Seneviratne¹ and W. Hang*
- 5 Wi-Fi Fingerprint and Pedestrian Dead Reckoning-based Indoor Localization with Supervised Learning
*D Y Algama, W K R N D Weerasekara, Y L L Thilakaratne and C S Silva**



9771391025002



Edited and Published by the Sri Lanka Association of for the Advancement of Science

ISSN 1391-0256

